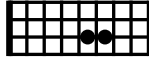


# Finger Technique / Basics III

## "Pull Off"

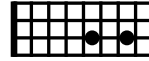
### Pull Off

Ex. 1



Staff notation for Ex. 1: Bass clef, 2nd string. Notes: 6 (finger 2), 5 (finger 1), 6 (finger 2), 5 (finger 1), 6 (finger 2), 5 (finger 1), 6 (finger 2), 5 (finger 1). Pull-off symbols are shown between notes.

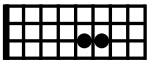
Ex. 2



Staff notation for Ex. 2: Bass clef, 2nd string. Notes: 7 (finger 3), 5 (finger 1), 7 (finger 3), 5 (finger 1), 7 (finger 3), 5 (finger 1), 7 (finger 3), 5 (finger 1). Pull-off symbols are shown between notes.

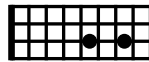
### Offbeat Pull Off

Ex. 3



Staff notation for Ex. 3: Bass clef, 2nd string. Notes: 5 (finger 1), 6 (finger 2), 5 (finger 1), 6 (finger 2), 5 (finger 1), 6 (finger 2), 5 (finger 1), 6 (finger 2). Pull-off symbols are shown between notes.

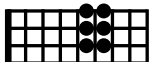
Ex. 4



Staff notation for Ex. 4: Bass clef, 2nd string. Notes: 5 (finger 1), 7 (finger 3), 5 (finger 1), 7 (finger 3), 5 (finger 1), 7 (finger 3), 5 (finger 1), 7 (finger 3). Pull-off symbols are shown between notes.

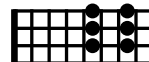
### Pull Off

Ex. 5



Staff notation for Ex. 5: Bass clef, 2nd string. Notes: 6 (finger 2), 5 (finger 1), 6 (finger 2), 5 (finger 1), 6 (finger 2), 5 (finger 1), 6 (finger 2), 5 (finger 1). Pull-off symbols are shown between notes.

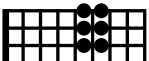
Ex. 6



Staff notation for Ex. 6: Bass clef, 2nd string. Notes: 7 (finger 3), 5 (finger 1), 7 (finger 3), 5 (finger 1), 7 (finger 3), 5 (finger 1), 7 (finger 3), 5 (finger 1). Pull-off symbols are shown between notes.

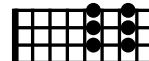
### Offbeat Pull Off

Ex. 7



Staff notation for Ex. 7: Bass clef, 2nd string. Notes: 6 (finger 2), 5 (finger 1), 6 (finger 2), 5 (finger 1), 6 (finger 2), 5 (finger 1), 6 (finger 2), 5 (finger 1). Pull-off symbols are shown between notes.

Ex. 8



Staff notation for Ex. 8: Bass clef, 2nd string. Notes: 7 (finger 3), 5 (finger 1), 7 (finger 3), 5 (finger 1), 7 (finger 3), 5 (finger 1), 7 (finger 3), 5 (finger 1). Pull-off symbols are shown between notes.