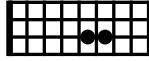


Finger Technique / Basics I

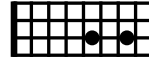
"Easy Fingerings"

Ex. 1



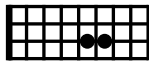
Staff notation for Ex. 1. Treble clef (T) and Bass clef (B). The bass line contains the sequence: 5-6-5-6-5-6-5-6. Below the staff, two brackets indicate fingerings: the first bracket covers the first four notes (5-6-5-6) and is labeled with circled 1 and 2; the second bracket covers the last four notes (5-6-5-6).

Ex. 2



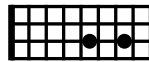
Staff notation for Ex. 2. Treble clef (T) and Bass clef (B). The bass line contains the sequence: 5-7-5-7-5-7-5-7. Below the staff, two brackets indicate fingerings: the first bracket covers the first four notes (5-7-5-7) and is labeled with circled 1 and 3; the second bracket covers the last four notes (5-7-5-7).

Ex. 3



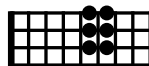
Staff notation for Ex. 3. Treble clef (T) and Bass clef (B). The bass line contains the sequence: 6-5-6-5-6-5-6-5. Below the staff, two brackets indicate fingerings: the first bracket covers the first four notes (6-5-6-5) and is labeled with circled 2 and 1; the second bracket covers the last four notes (6-5-6-5).

Ex. 4



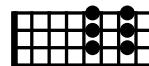
Staff notation for Ex. 4. Treble clef (T) and Bass clef (B). The bass line contains the sequence: 7-5-7-5-7-5-7-5. Below the staff, two brackets indicate fingerings: the first bracket covers the first four notes (7-5-7-5) and is labeled with circled 3 and 1; the second bracket covers the last four notes (7-5-7-5).

Ex. 5



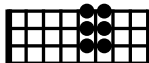
Staff notation for Ex. 5. Treble clef (T) and Bass clef (B). The bass line contains the sequence: 5-6-5-6-5-6-5-6. Below the staff, two brackets indicate fingerings: the first bracket covers the first four notes (5-6-5-6) and is labeled with circled 1 and 2; the second bracket covers the last four notes (5-6-5-6).

Ex. 6



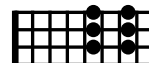
Staff notation for Ex. 6. Treble clef (T) and Bass clef (B). The bass line contains the sequence: 5-7-5-7-5-7-5-7. Below the staff, two brackets indicate fingerings: the first bracket covers the first four notes (5-7-5-7) and is labeled with circled 1 and 3; the second bracket covers the last four notes (5-7-5-7).

Ex. 7



Staff notation for Ex. 7. Treble clef (T) and Bass clef (B). The bass line contains the sequence: 6-5-6-5-6-5-6-5. Below the staff, two brackets indicate fingerings: the first bracket covers the first four notes (6-5-6-5) and is labeled with circled 2 and 1; the second bracket covers the last four notes (6-5-6-5).

Ex. 8



Staff notation for Ex. 8. Treble clef (T) and Bass clef (B). The bass line contains the sequence: 7-5-7-5-7-5-7-5. Below the staff, two brackets indicate fingerings: the first bracket covers the first four notes (7-5-7-5) and is labeled with circled 3 and 1; the second bracket covers the last four notes (7-5-7-5).